



SOL-GO SG SERIES FLEXIBLE SOLAR PANELS

WITH SUNPOWER® INSIDE



Sol-Go panels use the highest efficiency SunPower® Maxeon® monocrystalline silicon solar cells available on the world market. No grid lines on the front means better absorption of sunlight, maximum efficiency and great aesthetics. Plus better performance in low light conditions and reduced losses at high temperatures. Panels with front contact cells tend to lose power when bent or impacted, or if used in tough environments. Sol-Go panel materials and production methods are chosen with extensive testing to ensure a long panel lifetime, supported by global service and warranty.

- Best output flexible panels on the market
- Proven design and materials
- Reliable, lightweight and high efficiency
- Waterproof with no saltwater warranty exclusion
- Best quality SunPower Maxeon premium solar cells
- Integrated Back Contact cells for maximum efficiency and aesthetics
- Unique copper cell backing for strength and corrosion resistance
- Integrated bypass diodes minimize losses from partial shading
- 5-year power output warranty
- Sol-Go global customer support team
- Designed by Sol-Go in USA, manufactured by Sol-Go in SE Asia
- Sol-Go comprises several experienced former SunPower employees
- Customized panel designs and OEM production available



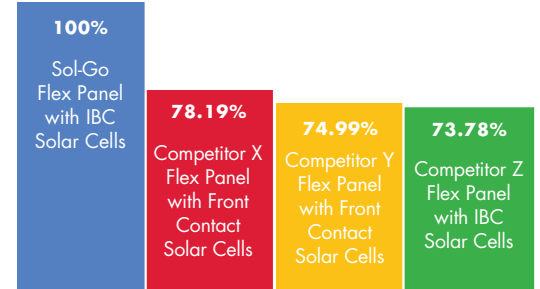
INTEGRATED BACK CONTACT (IBC) CELL

IBC technology uses a dense pattern of electric contacts on the rear of each cell. A thick copper base resists power loss by micro-cracks and corrosion also enhances robustness and flexibility. Sol-Go uses the SunPower Maxeon IBC cell.

Back contact cells are perfect for high efficiency in low light conditions and reduced high temperature losses. Compare the temperature coefficient which is 25% lower than other crystalline cells.

HIGHER POWER DENSITY

Every inch of your space is valuable. Sol-Go's high efficiency modules are built with Maxeon Solar cells and top-quality materials that deliver up to 35% more power density than other brands in the market.



Data from flex panel datasheets: 65C, 1000W/sqm, AM1.5

	SG-Flex-160-SX	SG-Flex-145-CX	SG-Flex-115-SX	SG-Flex-100-CX
Maximum Power Pmax, ±5% (W)	160	145	115	100
Maximum Power Density (W/m²)	192.2	189.5	182.2	177.5
Length (mm / inches)	1572 / 62	1445 / 57	1191 / 46.9	1064 / 41.9
Width (mm / inches)	556 / 22	556 / 22	556 / 22	556 / 22
Height (mm / inches)	18 / 0.7	18 / 0.7	18 / 0.7	18 / 0.7
Laminate Thickness (mm / inches)	3 / 0.12	3 / 0.12	3 / 0.12	3 / 0.12
Weight (kg / lbs)	3.1 / 6.8	2.8 / 6.1	2.2 / 4.8	1.9 / 4.2
Max Power Voltage Vmpp (V)	27.5	25.2	20.5	18.2
Max Power Current Imp (A)	5.73	5.73	5.73	5.73
Open-circuit Voltage Voc (V)	33.4	30.6	24.9	22.0
Short-circuit Current Isc (A)	5.97	5.97	5.97	5.97
Normal Operating Cell Temp (°C)	45 ± 2	45 ± 2	45 ± 2	45 ± 2
Operating Temp Range (°C)	-40 / +85	-40 / +85	-40 / +85	-40 / +85
Temp Coefficient Power (W/°C)	-0.3	-0.3	-0.3	-0.3
Temp Coefficient Voltage (mV/°C)	-82	-75	-61	-54
Temp Coefficient Current (mA/°C)	3.5	3.5	3.5	3.5
Maximum Reverse Current (A)	12	12	12	12
Series Fuse Rating (A)	15	15	15	15
Nominal Battery System Voltage (V)	12 / 24		12	
Layout Rows & Columns (Cell No.)	4x12 (47)	4x11 (43)	4x9 (35)	4x8 (31)
Solar Cell Type	Sunpower Maxeon Gen 2 and Gen 3 Prime, premium cosmetics			
	Gen 3 Prime 24%		Gen 2 Prime 23%	
Junction Box	UKT PV-JB03D, IP68 rated, 1 bypass diode			
Cables & Connectors	Cables 2x4 mm² (12 AWG), 0.55m (14 inches) long with PV-C001, MC4 compatible, IP68 connectors			
Grommets Size	8 mm (0.31 inch) inside diameter			
Grommets Per Panel	10	10	8	6
System Voltage	Suitable for 12V, 24V & 48V battery charging systems - refer to Sol-Go installation manual			
Warranty	80% of minimum peak power for 5 years, 2 years against defects in materials and product workmanship			

All values quoted at "Standard Test Conditions" (STC) with light spectrum for an air mass of 1.5; irradiance of 1000 W/m2 with perpendicular incidence and cell temperature of 25°C. Measurements made according to IEC 61215 standard requirements.

