

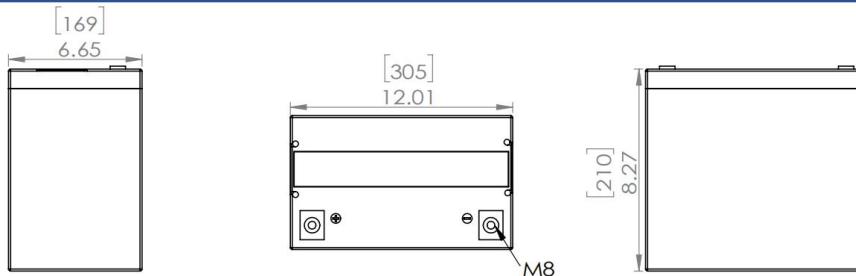
LiFePO4 Battery Pack HC12.8V100Ah



Features of LiFePO4 Battery

- Longer Cycle Life:** Offers up to 20 times longer cycle life and five times longer float/calendar life than lead acid battery, helping to minimize replacement cost and reduce total cost of ownership.
- Lighter Weight:** About 40% of the weight of a comparable lead acid battery. A 'drop in' replacement for lead acid batteries.
- Higher Power:** Delivers twice power of lead acid battery, even high discharge rate, while maintaining high energy capacity.
- Wider Temperature Range:** -20°C~60°C.
- Superior Safety:** Lithium Iron Phosphate chemistry eliminates the risk of explosion or combustion due to high impact, overcharging or short circuit situation.
- Increased Flexibility:** Modular design enables deployment of up to four batteries in series and up to ten batteries in parallel.

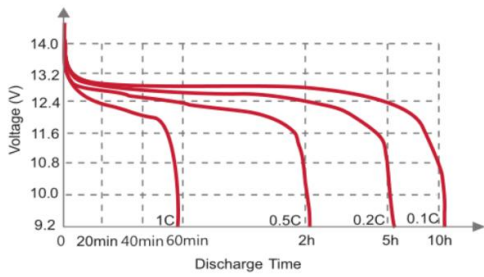
Dimensions



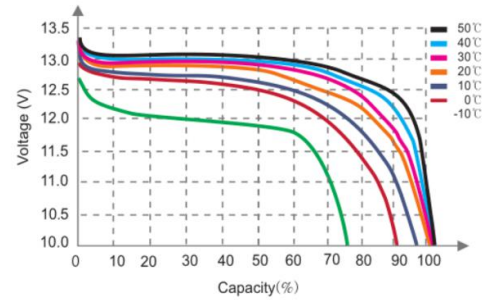
Specification

Electrical Characteristics	Nominal Voltage	12.8V	
	Rated Capacity (77°F/25°C)	100Ah @0.5C	
	Circuit Protection	Over charge, Over discharge, Over current, Over temp, Short, Balance	
	Cycle Life	3000times Cycles @100%DOD and 6000times @80% DOD	
	Monthly Self Discharge	Less than 2%	
	Efficiency of Charge	100% @0.5C	
	Efficiency of Discharge	96-99% @1C	
Charge	Charge Voltage	14.6±0.2V	
	Standard Charge Current	16A	
	Max.Charge Current	80A	
Discharge	Standard Discharge Current	16A	
	Max. Continuous Current	100A	
	Discharge Cut-off Voltage	10V	
Environmental	Charge Temperature	0°C-55°C	@60±25% Relative Humidity
	Discharge Temperature	-20°C-60°C	
	Storage Temperature	-20°C-45°C	
Dimensions	Group 27	305*169*210mm	
Case / IP class	Plastic case / IP65		
Terminal	M8		
Approx Weight	9.0Kg		
Extended functions (Optional)	Power Switch, SOC indicator, USB, Communications (CANBUS, Bluetooth, SMBUS, RS485, RS232, UART, I ² C)		

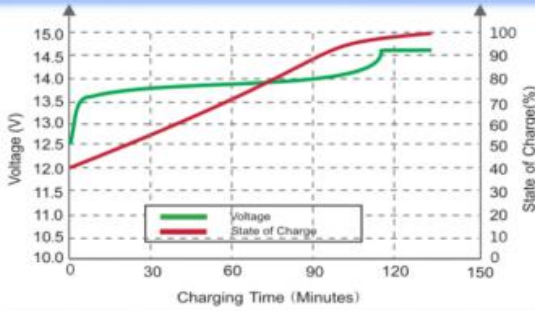
Different Rate Discharge Curve(25°C)



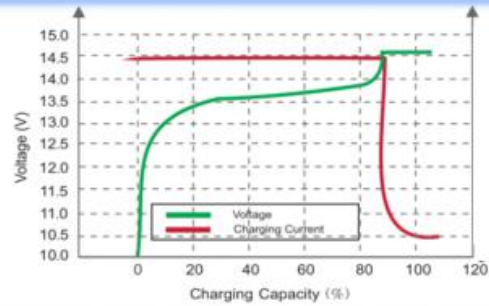
Different Temperature Discharge Curve (0.5C)



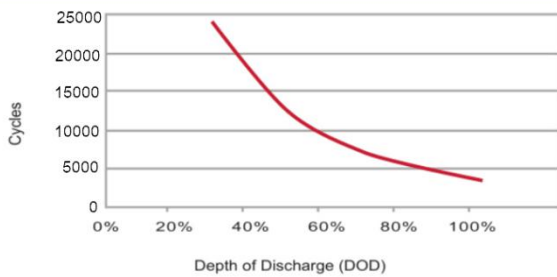
State of Charge Curve (0.5C, 25°C)



Charging Characteristics (0.5C, 25°C)



Different DOD Discharge Cycle Life Curve



Different Temperature Self Discharge Curve

