

DC12-225AC(12V225Ah)



Feature

DC-C series lead-carbon batteries use functional activated carbon and graphene as carbon materials, which are added to the negative plate of the battery to make lead carbon batteries have the advantages of both lead-acid batteries and super capacitors. It not only improves the ability of rapid charge and discharge, but also greatly prolongs the battery life, more than 2000 cycles at 80%DOD. It is more suitable for the application of PSOC.

Specification



Cells Per Unit	6
Voltage Per Unit	12
Capacity	225Ah@20hr-rate to 1.75V per cell @25°C
Weight	Approx. 64.0 Kg (Tolerance ± 1.5%)
Internal Resistance	Approx. 3.8 mΩ
Terminal	F10(M8)/F16 (M8)
Max. Discharge Current	2250A (5 sec)
Design Life	15 years
Maximum Charging Current	67.5 A
Cycle Use Voltage	13.8 V~14.0 V @ 25°C Temperature Compensation: -4mV/°C/Cell
Operating Temperature Range	Discharge: -20°C~60°C Charge: 0°C~50°C Storage: -20°C~60°C
Normal Operating Temperature Range	25°C±5°C
Self Discharge	The batteries can be stored for up to 6 months at 25°C and then recharging is recommended. Monthly Self-discharge ratio is less than 4% at 25°C. Please charged batteries before using.
Container Material	A.B.S. White/Red. UL94-HB/UL94-V0.

Application

- ◆ Home energy storage system
- ◆ Smart power grid and micro-grid system
- ◆ Distributed energy storage system
- ◆ Solar and wind energy storage system
- ◆ Solar power generation grid or off-grid energy storage system
- ◆ Generation and battery hybrid energy storage system
- ◆



ISO 9001



ISO 14001



OHSAS 18001



Constant Current Discharge Characteristics :A(25°C)

F.V/Time	1HR	2HR	3HR	4HR	5HR	8HR	10HR	20HR	48HR	72HR	100HR	120HR
1.60V	124.8	73.1	54.4	43.1	36.3	24.8	21.7	11.74	5.03	3.44	2.53	2.16
1.65V	122.4	71.8	53.6	42.5	35.9	24.5	21.5	11.63	4.98	3.41	2.51	2.13
1.70V	119.3	70.2	52.5	41.7	35.3	24.1	21.2	11.47	4.91	3.36	2.47	2.10
1.75V	115.0	67.9	50.9	40.6	34.4	23.6	20.8	11.25	4.82	3.30	2.43	2.06
1.80V	109.2	64.8	48.8	39.1	33.3	22.9	20.3	10.94	4.68	3.21	2.36	2.01
1.85V	100.8	60.3	45.8	36.9	31.6	21.9	19.4	10.50	4.49	3.08	2.26	1.93

Constant Power Discharge Characteristics : WPC(25°C)

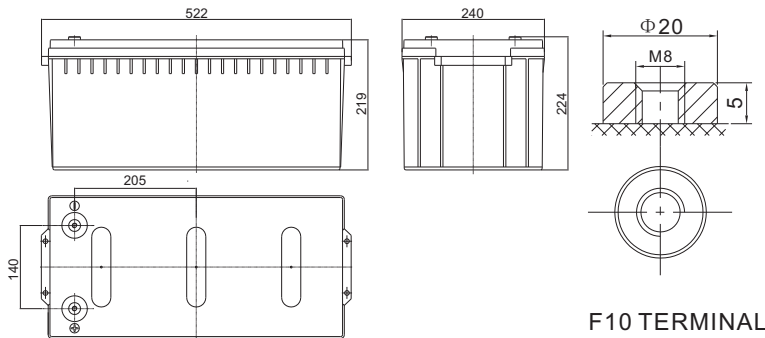
F.V/Time	1HR	2HR	3HR	4HR	5HR	8HR	10HR	20HR	48HR	72HR	100HR	120HR
1.60V	233.3	138.5	103.9	82.7	70.0	48.4	42.7	23.1	9.88	6.76	4.98	4.24
1.65V	231.3	137.1	102.9	82.0	69.5	48.0	42.4	22.9	9.80	6.71	4.94	4.20
1.70V	226.2	134.4	101.1	80.7	68.5	47.3	41.8	22.6	9.67	6.62	4.87	4.15
1.75V	219.2	130.7	98.6	78.9	67.1	46.4	41.1	22.2	9.50	6.51	4.79	4.07
1.80V	209.1	125.3	94.9	76.2	65.1	45.1	40.0	21.6	9.26	6.34	4.66	3.97
1.85V	194.4	117.3	89.4	72.2	62.0	43.2	38.5	20.8	8.89	6.09	4.48	3.81

(Note) The above characteristics data are average values obtained within three charge/discharge cycle not the minimum values.

DC12-225AC(12V225Ah)



Dimensions



Unit: mm

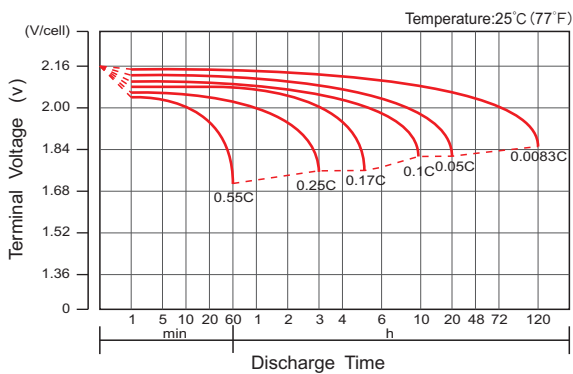
Length	522±2mm (20.6 inches)
Width	240±2mm (9.45 inches)
Height	219±2mm (8.62 inches)
Total Height	224±2mm (8.82 inches)
Terminal	Value
M5	6~7 N*m
M6	8~10 N*m
M8	10~12 N*m

Reference Capacity

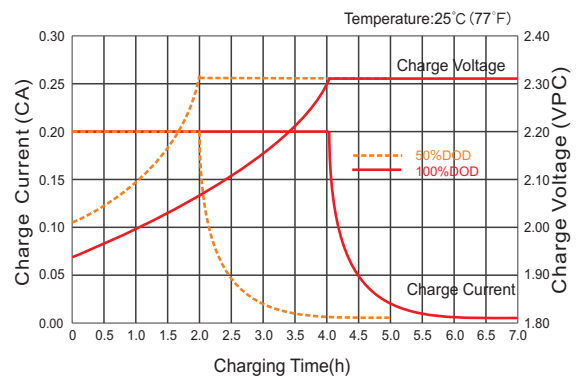
Hour Rate	C20 (Ah)	C72 (Ah)	C100 (Ah)	C120 (Ah)
F.V (V/Cell)	1.75	1.85	1.85	1.85
Capacity (Ah)	225.0	221.8	226.0	231.6

Characteristic Curve

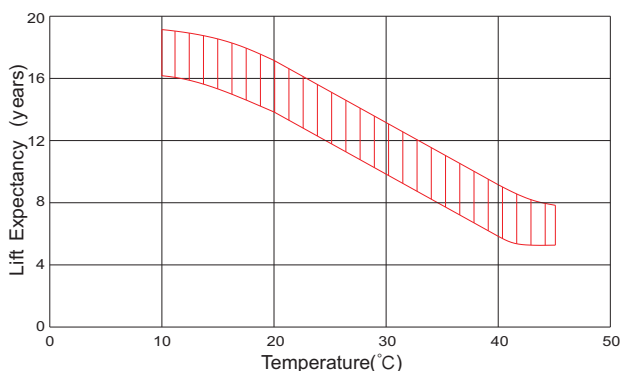
Discharge Characteristics Curve



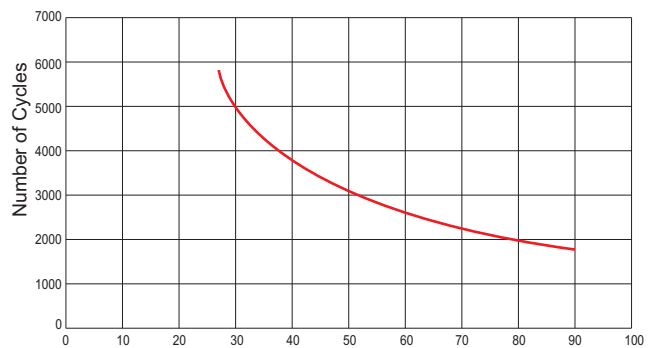
Charge Characteristic Curve for Cycle Use(IU)



Effect of Temperature on Long Term Life



Cycle Life in Relation to Depth of Discharge



(Note) All above information shall be changed without prior notice, Ritar reserves the right to explain and update the latest information.