



DATA SHEET

MOTIVE L16P-AC

MODEL L16P-AC with Bayonet Cap
VOLTAGE 6
MATERIAL Polypropylene
DIMENSIONS Inches (mm)
BATTERY Deep-Cycle Flooded/Wet Lead-Acid Battery
COLOR Maroon
WATERING Single-Point Watering Kit



6 VOLT

PHYSICAL SPECIFICATIONS

| BCI | MODEL NAME | VOLTAGE | CELL(S) | TERMINAL TYPE ^g | DIMENSIONS ^c INCHES (mm) | | | WEIGHT ^h LBS. (kg) |
|-----|------------|---------|---------|----------------------------|-------------------------------------|------------|---------------------|-------------------------------|
| | | | | | LENGTH | WIDTH | HEIGHT ^f | |
| 903 | L16P-AC* | 6 | 3 | 6 | 11.66 (296) | 6.94 (176) | 16.74 (425) | 114 (52) |

ELECTRICAL SPECIFICATIONS

| CRANKING PERFORMANCE | | CAPACITY ^A MINUTES | | CAPACITY ^B AMP-HOURS (Ah) | | | | ENERGY (kWh) | INTERNAL RESISTANCE (mΩ) | SHORT CIRCUIT CURRENT (amps) |
|-----------------------------------|--------------------------------|-------------------------------|-----------|--------------------------------------|-------|-------|--------|--------------|--------------------------|------------------------------|
| C.C.A. ^D @ 0°F (-18°C) | C.A. ^E @ 32°F (0°C) | @ 25 Amps | @ 75 Amps | 5-Hr | 10-Hr | 20-Hr | 100-Hr | 100-Hr | | |
| — | — | 850 | 220 | 344 | 386 | 420 | 467 | 2.80 | — | — |

CHARGING INSTRUCTIONS

| SYSTEM VOLTAGE | CHARGER VOLTAGE SETTINGS (AT 77°F/25°C) | | | | |
|-----------------|---|-------|-------|-------|-------|
| | 6V | 12V | 24V | 36V | 48V |
| Bulk Charge | 7.41 | 14.82 | 29.64 | 44.46 | 59.28 |
| Float Charge | 6.75 | 13.50 | 27.00 | 40.50 | 54.00 |
| Equalize Charge | 8.10 | 16.20 | 32.40 | 48.60 | 64.80 |

Do not install or charge batteries in a sealed or non-ventilated compartment. Constant under or overcharging will damage the battery and shorten its life as with any battery.

CHARGING TEMPERATURE COMPENSATION

| ADD | SUBTRACT |
|---|---|
| 0.005 volt per cell for every 1°C below 25°C 0.0028 volt per cell for every 1°F below 77°F | 0.005 volt per cell for every 1°C above 25°C 0.0028 volt per cell for every 1°F above 77°F |

OPERATIONAL DATA

| OPERATING TEMPERATURE | SELF DISCHARGE |
|---|--|
| -4°F to 113°F (-20°C to +45°C). At temperatures below 32°F (0°C) maintain a state of charge greater than 60%. | 5 – 15% per month depending on storage temperature conditions. |

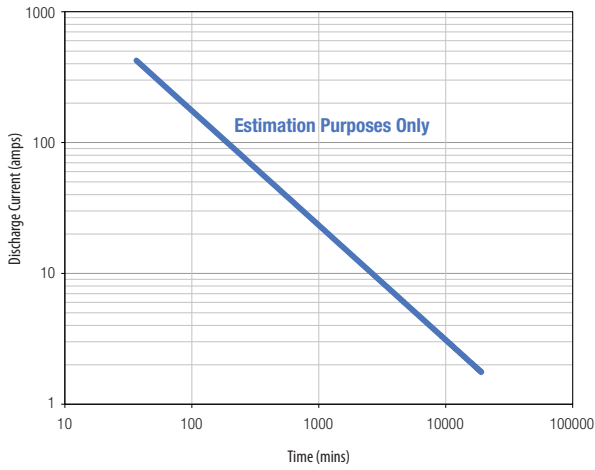
RECYCLE RESPONSIBLY



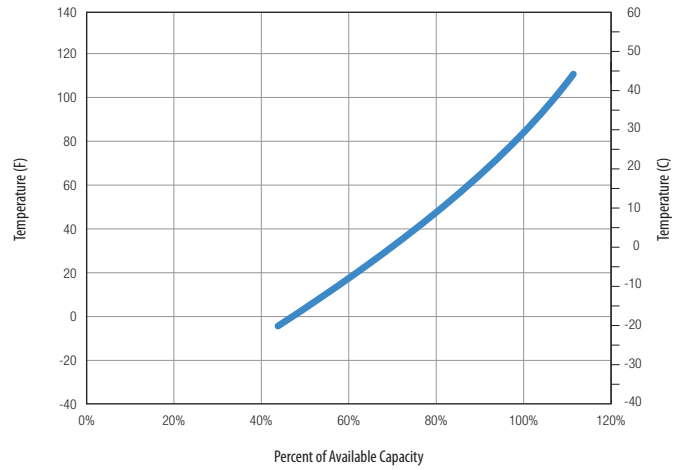
STATE OF CHARGE MEASURE OF OPEN-CIRCUIT VOLTAGE

| PERCENTAGE CHARGE | SPECIFIC GRAVITY | CELL | 6 VOLT |
|-------------------|------------------|-------|--------|
| 100 | 1.277 | 2.122 | 6.37 |
| 90 | 1.258 | 2.103 | 6.31 |
| 80 | 1.238 | 2.083 | 6.25 |
| 70 | 1.217 | 2.062 | 6.19 |
| 60 | 1.195 | 2.040 | 6.12 |
| 50 | 1.172 | 2.017 | 6.05 |
| 40 | 1.148 | 1.993 | 5.98 |
| 30 | 1.124 | 1.969 | 5.91 |
| 20 | 1.098 | 1.943 | 5.83 |
| 10 | 1.073 | 1.918 | 5.75 |


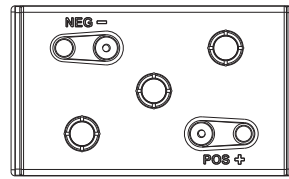
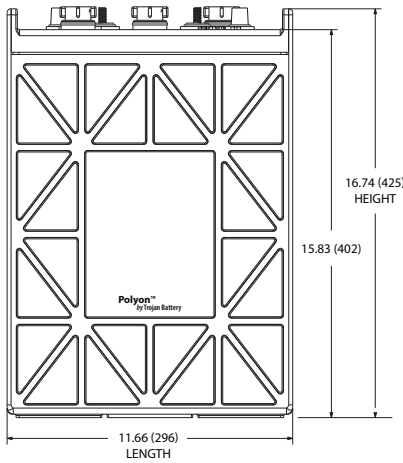
TROJAN L16P-AC PERFORMANCE




PERCENT CAPACITY VS. TEMPERATURE



BATTERY DIMENSIONS (shown with DT)



TERMINAL CONFIGURATIONS⁶

| 6 | DT | AUTOMOTIVE POST & STUD TERMINAL |
|---|----|---------------------------------|
|  | | |
| Terminal Height Inches (mm) 0.79 (20) | | |
| Torque Values in-lb (Nm) Stud: 95 - 105 (11 - 12) / AP: 50 - 70 (6 - 8) | | |
| Bolt 5/16" | | |

- A. The number of minutes a battery can deliver when discharged at a constant rate at 80°F (27°C) and maintain a voltage above 1.75 V/cell. Capacities are based on peak performance.
- B. The amount of amp-hours (Ah) a battery can deliver when discharged at a constant rate at 80°F (27°C) and maintain a voltage above 1.75 V/cell. Capacities are based on peak performance.
- C. Dimensions may vary depending on type of handle or terminal. Batteries should be mounted with 0.5 inches (12.7 mm) spacing minimum.
- D. C.C.A. (Cold Cranking Amps) - the discharge load in amperes which a new, fully charged battery can maintain for 30 seconds at 0°F (-18°C) at a voltage above 1.2 V/cell.

- E. C.A. (Cranking Amps) - the discharge load in amperes which a new, fully charged battery can maintain for 30 seconds at 32°F (0°C) at a voltage above 1.2 V/cell. This is sometimes referred to as marine cranking amps @ 32°F or M.C.A. @ 32°F.
- F. Height taken from bottom of the battery to the highest point on the battery. Heights may vary depending on type of terminal.
- G. Terminal images are representative only.
- H. Weight may vary.



Designed in compliance with applicable BCI, DIN, BS and IEC standards.
 Tested in compliance to BCI and IEC standards.



800.423.6569 / +1.562.236.3000 / trojanbattery.com

L16P-AC.DS_020819

© 2019 Trojan Battery Company, LLC. All rights reserved. Trojan Battery Company is not liable for damages that may result from any information provided in or omitted from this publication, under any circumstances. Trojan Battery Company reserves the right to make adjustments to this publication at any time, without notice or obligation.